



# GRADUATE EMPLOYMENT SURVEY

## TEACHER EDUCATION


### Fall 2019

Prepared by the Office of Institutional Research, Effectiveness, and Planning



#### What type of degree are you planning to receive?

Answer	Bar	Response	%
Certificate		0	0.00%
Associate's degree		0	0.00%
Bachelor's degree		14	40.00%
Master's degree		21	60.00%
Specialist degree		0	0.00%
Total		35	100.00%






#### What department are you in?

Answer	Bar	Response	%
ACIS - Department of Accounting and Finance		0	0.00%
AHSC - Department of Allied Health Sciences		0	0.00%
ART - Department of Art		0	0.00%
BACI - Department of Business Administration and Computer Information Systems		0	0.00%
BIOL - Department of Biology		0	0.00%
GOSS - Department of Government and Social Sciences		0	0.00%
HIGE - Department of History and Geography		0	0.00%
IDST - Department of Interdisciplinary Studies		0	0.00%
JFCI - Department of John Folse Culinary Institute		0	0.00%
LANG - Department of Languages and Literature		0	0.00%
MACO - Department of Mass Communication		0	0.00%
MATH - Department of Mathematics		0	0.00%
MNMK - Department of Management and Marketing		0	0.00%
MTPS - Department of Applied Sciences		0	0.00%
MUS - Department of Music		0	0.00%
NURS - Department of Nursing		0	0.00%
PETS - Department of Petroleum Engineering Technology & Safety Management		0	0.00%
PHSC - Department of Physical Sciences		0	0.00%
PSYC - Department of Psychology, Counseling, and Family Studies		0	0.00%
TEED - Department of Teacher Education		35	100.00%
Total		35	100.00%

## Did you register with the Nicholls State Office of Career Services?

Answer	Bar	Response	%
Yes		5	15.15%
No		28	84.85%
Total		33	100.00%

## If so, which of the following services did you use? (select more than one if necessary)

Answer	Bar	Response	%
Career Days & Job Fairs		5	100.00%
Resume Critique		1	20.00%
Career Counseling		1	20.00%
Interview Skills		0	0.00%
Dress for Success		1	20.00%
Employment Search		1	20.00%
On-Campus Recruitment		0	0.00%
Graduate School Information		0	0.00%
Computerized Career Exploration (SIGI)		0	0.00%
Other		0	0.00%
Total		9	100.00%



Other

## If you used a service, which service did you find most helpful?



Text Entry

Job Fairs



**If you attended a Career Day or Job Fair while at Nicholls State University, did you find it helpful in your job search?**

Answer	Bar	Response	%
Yes		20	71.43%
No		8	28.57%
Total		28	100.00%





**Are you aware that you may still use the Office of Career Services as a Nicholls State alumni?**

Answer	Bar	Response	%
Yes		15	46.88%
No		17	53.13%
Total		32	100.00%




**Do you plan to pursue another degree or a higher degree after graduation?**

Answer	Bar	Response	%
Yes		15	45.45%
No		18	54.55%
Total		33	100.00%

**Please describe your current employment status:**

Answer	Bar	Response	%
I am employed full-time within my degree field.		24	72.73%
I am employed full-time outside my degree field.		1	3.03%
I am employed part-time within my degree field.		0	0.00%
I am employed part-time outside my degree field.		2	6.06%
I am not currently employed.		6	18.18%
Total		33	100.00%

**Which of the responses below best describes your current job search?**

Answer	Bar	Response	%
I have job offer(s), but have not accepted any offer yet.		3	50.00%
I have interviewed for jobs, but have not received any offers yet.		1	16.67%
I have applied for jobs, but have not been invited for any job interviews yet.		2	33.33%
I have not started my job search yet.		0	0.00%
Total		6	100.00%