

## CAEP Annual Report – Accountability Measures

### Initial Level - Candidate Competency at Completion

#### Final Evaluation

**Overview:** The Final Evaluation is assessed at the exit of initial level programs. It is an observational instrument utilizing the 19 criteria taken from the National Institute for Excellence in Teaching (NIET) Teaching Standards Rubric. The Teaching Standards Rubric is based on a five-point scale: 5 = Significantly Above Expectations, 4 = Above Expectations, 3 = At Expectations, 2 = Below Expectations, and 1 = Significantly Below Expectations and is scored by the candidate's university coordinator while considering qualitative feedback from the candidate's mentor teacher as well. Candidates' scores on each of the indicators are averaged together. Grades are determined by using the NIET Score Range and Grade chart in the residency syllabus. To earn a "C" or better on this observation, candidates must have an average of 1.75 or higher. The data below illustrates initial level candidate competency at completion with mean scores never falling below 3.03 for the Fall 2022 and Spring 2023 semesters.

Final Evaluation Instruction, Planning, & Environment Rubric

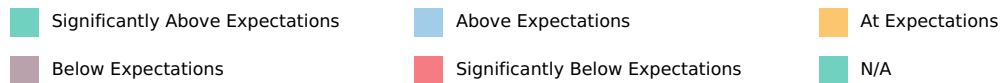
Group by: Query

Element: Instruction: Standards and Objectives / Instruction: Motivating Students / Instruction: Presenting Instructional Content / Instruction: Lesson Structure and Pacing / Instruction: Activities and Materials / Instruction: Questioning / Instruction: Academic Feedback / Instruction: Grouping Students / Instruction: Teacher Content Knowledge / Instruction: Teacher Knowledge of Students / Instruction: Thinking / Instruction: Problem Solving / Planning: Instructional Plans / Planning: Student Work / Planning: Assessment / Environment: Expectations / Environment: Managing Student Behavior / Environment: Environment / Environment: Respectful Culture

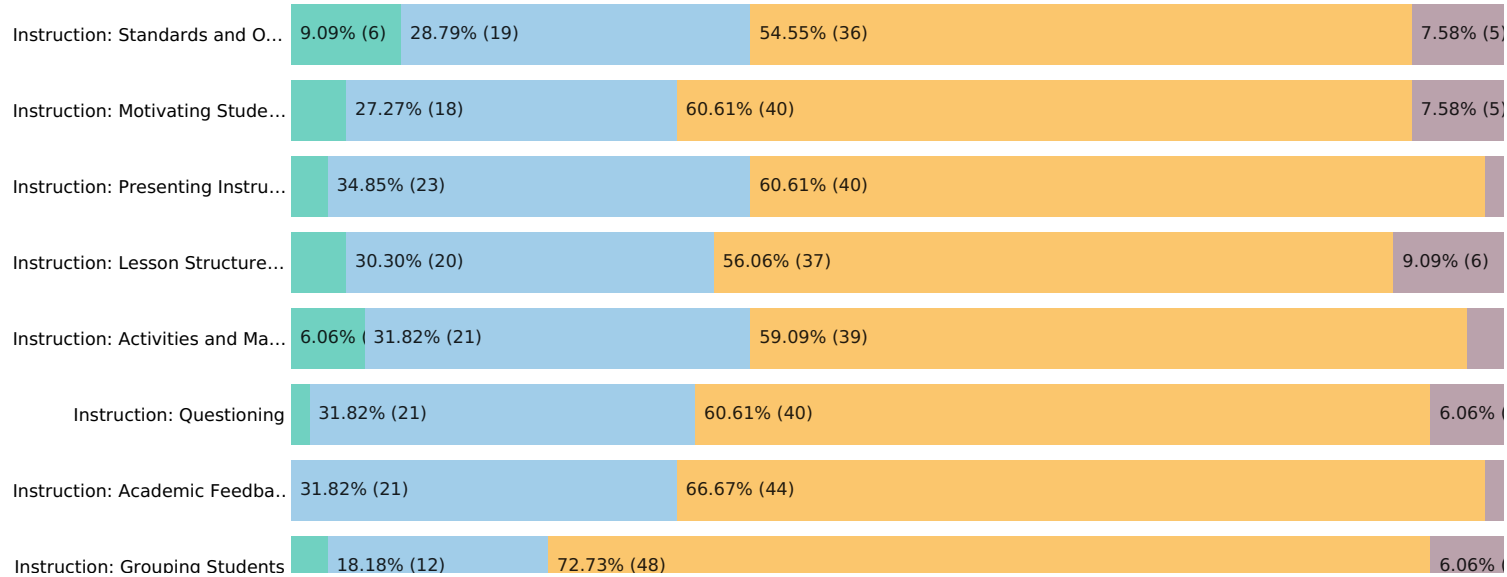
Performance Level: Significantly Above Expectations / Above Expectations / At Expectations / Below Expectations / Significantly Below Expectations / N/A

Standard: -

**Rubric Results by Element**

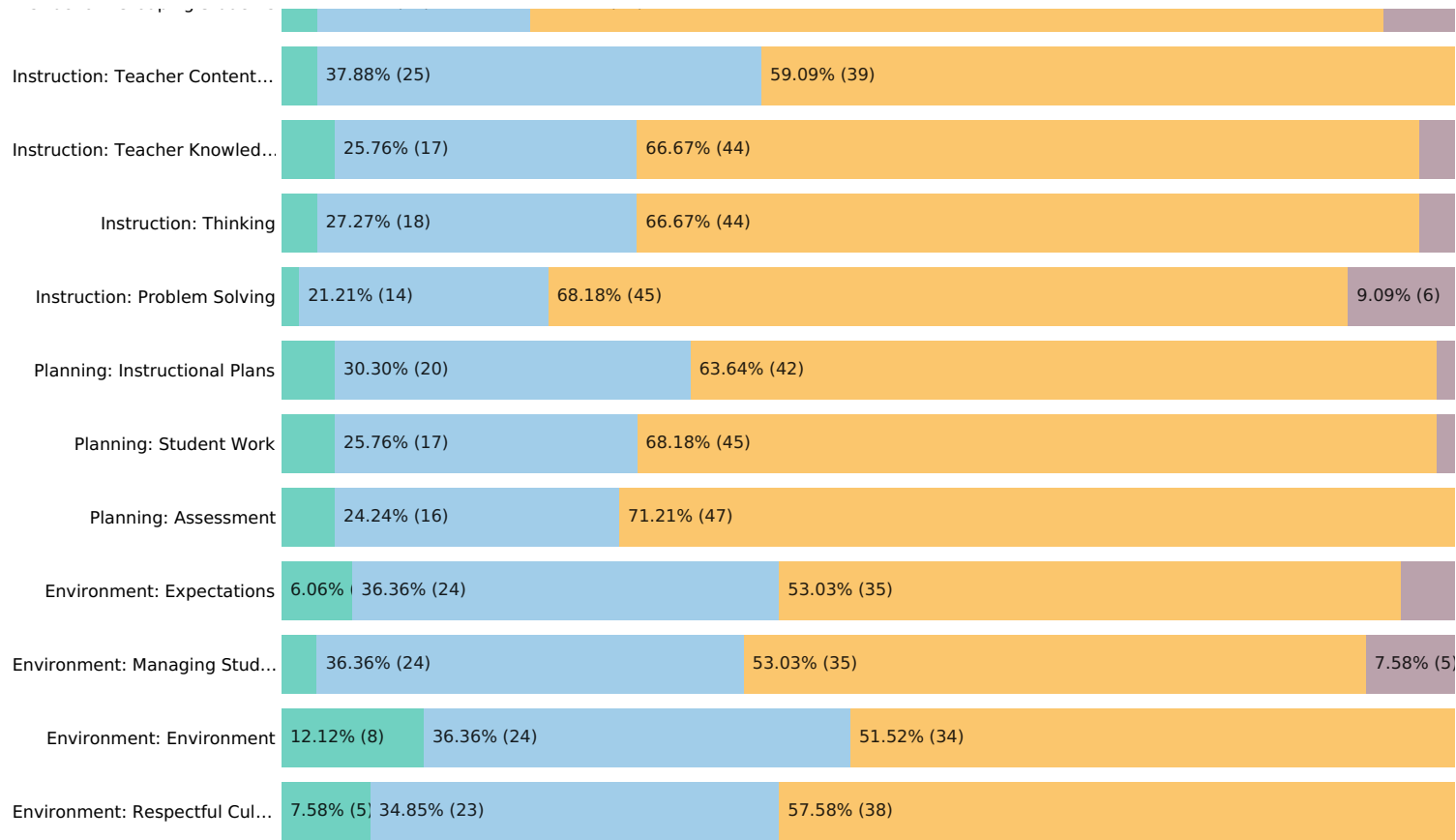


M22-S23 Final Eval EDUC454 - ALL



Untitled Report

Generated by: Leah Peterson 06/29/2023



Query	Element	Significantly Above Expectations	Above Expectations	At Expectations	Below Expectations	Significantly Below Expectations	N/A	Mean	Stdev
M22-S23 Final Eval EDUC454 - ALL	Instruction: Standards and Objectives	6	19	36	5	0	0	3.39	0.76

Instruction: Motivating Students	3	18	40	5	0	0	3.29	0.67
Instruction: Presenting Instructional Content	2	23	40	1	0	0	3.39	0.58
Instruction: Lesson Structure and Pacing	3	20	37	6	0	0	3.30	0.70
Instruction: Activities and Materials	4	21	39	2	0	0	3.41	0.66
Instruction: Questioning	1	21	40	4	0	0	3.29	0.60
Instruction: Academic Feedback	0	21	44	1	0	0	3.30	0.50
Instruction: Grouping Students	2	12	48	4	0	0	3.18	0.58
Instruction: Teacher Content Knowledge	2	25	39	0	0	0	3.44	0.56
Instruction: Teacher Knowledge of Students	3	17	44	2	0	0	3.32	0.61
Instruction: Thinking	2	18	44	2	0	0	3.30	0.58

Instruction: Problem Solving	1	14	45	6	0	0	3.15	0.59
Planning: Instructional Plans	3	20	42	1	0	0	3.38	0.60
Planning: Student Work	3	17	45	1	0	0	3.33	0.59
Planning: Assessment	3	16	47	0	0	0	3.33	0.56
Environment: Expectations	4	24	35	3	0	0	3.44	0.68
Environment: Managing Student Behavior	2	24	35	5	0	0	3.35	0.67
Environment: Environment	8	24	34	0	0	0	3.61	0.70
Environment: Respectful Culture	5	23	38	0	0	0	3.50	0.64

**Total Rubric Score**

Rubric assessments with one or more elements marked with N/A are not included in the total rubric score calculations.

Query	Number of Assessments	Mean	Stdev
M22-S23 Final Eval EDUC454 - ALL	66	63.71	9.09