











1. What type of degree are you planning to receive?



Spring 2015 Graduate Employment Survey - Evaluation Report

#	Answer	Bar	Response	%
1	Certificate		0	0%
2	Associate's degree		39	10%
3	Bachelor's degree		283	76%
4	Master's degree		49	13%
5	Specialist degree		2	1%
	Total		373	

2. What college are you planning to graduate from?

#	Answer	Bar	Response	%
1	Arts & Sciences		88	23%
2	Business Administration		71	19%
3	Education		70	19%
4	Nursing & Allied Health		71	19%
5	University College		60	16%
6	John Folse Culinary Institute		15	4%
	Total		375	

3. Are you registered with the Nicholls State Office of Career Services?

#	Answer	Bar	Response	%
1	Yes		87	23%
2	No		284	77%
	Total		371	

4. If so, which of the following services did you use? (select more than one if necessary)



#	Answer	Bar	Response	%
1	Career Days & Job Fairs		34	31%
2	Resume Critique		32	29%
3	Career Counseling		1	1%
4	Interview Skills		0	0%
5	Dress for Success		0	0%
6	Employment Search		17	16%
7	On-Campus Recruitment		4	4%
8	Graduate School Information		4	4%
9	Computerized Career Exploration (SIGI)		0	0%
10	Other		17	16%
	Total		109	

5. If you attended a Career Day or Job Fair while at Nicholls State University, did you find it helpful in your job search?



#	Answer	Bar	Response	%
1	Yes		134	53%
2	No		120	47%
	Total		254	

Statistic	Value
Min Value	1
Max Value	2
Mean	1.47
Variance	0.25
Standard Deviation	0.50
Total Responses	254






6. Are you aware that you may still use the Office of Career Services as a Nicholls State alumni?

#	Answer	Bar	Response	%
1	Yes		170	47%
2	No		194	53%
	Total		364	

7. Do you plan to pursue another degree or a higher degree after graduation?




#	Answer	Bar	Response	%
1	Yes		239	65%
2	No		129	35%
	Total		368	

8. Please describe your current employment status:

#	Answer	Bar	Response	%
1	I am employed full-time within my degree field.		109	30%
2	I am employed full-time outside my degree field.		47	13%
3	I am employed part-time within my degree field.		41	11%
4	I am employed part-time outside my degree field.		61	17%
5	I am not currently employed.		111	30%
	Total		369	



9. Which of the responses below best describes your current job search?

#	Answer	Bar	Response	%
1	I have job offer(s), but have not accepted any offer yet.		19	17%
2	I have interviewed for jobs, but have not received any offers yet.		13	12%
3	I have applied for jobs, but have not been invited for any job interviews yet.		28	25%
4	I have not started my job search yet.		50	45%
Total			110	