















Spring 2015 Graduating Senior Survey - Evaluation Report

Last Modified: 06/19/2015




1. What college are you in?

#	Answer	Bar	Response	%
1	College of Arts & Sciences		95	21%
2	College of Business Administration		88	19%
3	College of Education		66	15%
4	College of Nursing & Allied Health		93	21%
5	University College		110	24%
	Total		452	


2. What is your department within the College of Arts & Sciences?

#	Answer	Bar	Response	%
1	MTPS - Department of Applied Sciences		11	12%
2	ART - Department of Art		13	14%
3	BIOL - Department of Biology		29	31%
4	GOSS - Department of Government & Social Sciences		5	5%
5	HIGE - Department of History & Geography		8	8%
6	LANG - Department of Languages & Literature		8	8%
7	MACO - Department of Mass Communications		13	14%
8	MATH - Department of Mathematics		6	6%
9	MUS - Department of Music		0	0%
10	PHSC - Department of Physical Sciences		2	2%
	Total		95	



3. What is your department within the College of Business Administration?

#	Answer	Bar	Response	%
1	ACIS - Department of Accounting, Finance, and Information Systems		29	33%
2	MNMK - Department of Management and Marketing		35	40%
3	BACI - Department of Business Administration and Computer Information Systems		24	27%
	Total		88	




4. What is your department within the College of Education?

#	Answer	Bar	Response	%
1	PSYC - Department of Psychology, Counseling, and Family Studies		37	56%
2	TEED - Department of Teacher Education		29	44%
	Total		66	

5. What is your department within the College of Nursing and Allied Health?

#	Answer	Bar	Response	%
1	AHSC - Department of Allied Health Sciences		38	41%
2	NURS - Department of Nursing		54	59%
	Total		92	

6. What is your department within University College?

#	Answer	Bar	Response	%
1	IDST - Department of Interdisciplinary Studies		54	49%
2	JFCI - Department of John Folse Culinary Institute		14	13%
3	PETS - Department of Petroleum Engineering Technology and Safety Management		42	38%
	Total		110	

7. How HELPFUL were your undergraduate experiences at Nicholls in furthering your development in each area listed below? How much did your Nicholls experiences help you develop your:

#	Question	Very Helpful	Helpful	Moderately Helpful	Little Help	No Help at All	Total Responses	Mean
1	Ability to write well	37.2%	39.4%	18.1%	4.0%	1.3%	452	1.9
2	Ability to speak effectively	39.4%	40.9%	15.7%	2.9%	1.1%	452	1.9
3	Ability to use mathematical concepts and tools	33.6%	38.1%	21.2%	5.5%	1.5%	452	2.0
4	Ability to use critical thinking skills	48.7%	38.5%	11.7%	0.9%	0.2%	452	1.7
5	Belief in yourself as a capable person	48.7%	34.7%	12.4%	3.8%	0.4%	452	1.7
6	Skills for work (knowledge at skills applicable to a specific job or type of work)	48.2%	35.2%	12.2%	4.0%	0.4%	452	1.7
7	Preparation for further education in some professional, scientific, or scholarly field	46.5%	35.0%	15.9%	2.4%	0.2%	452	1.8
8	Acquisition of a broad, general education about a variety of subject areas	40.3%	43.1%	13.9%	2.4%	0.2%	452	1.8
9	Acquisition of a range of information that may be relevant to a career	47.3%	37.2%	13.5%	1.3%	0.7%	452	1.7
10	Awareness of the historical factors which influence current events	32.7%	36.9%	22.6%	6.6%	1.1%	452	2.1
11	Wide acquaintance with literature	29.4%	33.8%	26.3%	9.1%	1.3%	452	2.2
12	Understanding of your own capabilities	45.8%	36.5%	14.4%	2.7%	0.7%	452	1.8
13	Awareness of how political and economic events impact families and communities	31.2%	35.2%	21.9%	10.6%	1.1%	452	2.2
14	Ability to meet deadlines	56.0%	32.1%	10.2%	1.3%	0.4%	452	1.6
15	Ability to see relationships, similarities, and distinctions between ideas	47.8%	36.9%	13.1%	1.8%	0.4%	452	1.7
16	Own set of values	50.2%	32.1%	14.4%	2.2%	1.1%	452	1.7
17	Ability to make ethical decisions	52.4%	33.2%	12.2%	1.5%	0.7%	452	1.6
18	Ability to take responsibility for your own actions	57.5%	31.0%	10.2%	0.7%	0.7%	452	1.6
19	Ability to interact with others	55.3%	29.9%	11.9%	2.4%	0.4%	452	1.6
20	Ability to interact comfortably with people of a different race	55.5%	29.9%	10.2%	3.1%	1.3%	452	1.6

8. How HELPFUL were your undergraduate experiences at Nicholls in furthering your development in each area listed below?

#	Question	Very Helpful	Helpful	Moderately Helpful	Little Help	No Help at All	Total Responses	Mean
1	Ability to learn independently	51.5%	34.5%	11.9%	1.3%	0.7%	452	1.7
2	Understanding of the nature and value of at least one of the fine arts (e.g., theater, dance, classical music, visual art)	33.2%	31.4%	19.9%	10.8%	4.6%	452	2.2
3	Recognition of the value of coming into contact with people whose ideas, race, and/or culture differ from your own	46.9%	34.3%	13.5%	3.1%	2.2%	452	1.8
4	Ability to comprehend reading material	42.3%	37.2%	17.5%	2.2%	0.9%	452	1.8
5	Ability to utilize computers	46.7%	35.2%	12.6%	4.6%	0.9%	452	1.8
6	Understanding of experimentation in science	36.3%	32.1%	17.9%	9.7%	4.0%	452	2.1
7	Familiarity with key applications of the basic sciences (e.g., in medicine, industry, agriculture, communications, energy, transportation, etc.)	36.5%	32.7%	19.9%	8.0%	2.9%	452	2.1

9. In your courses OUTSIDE your major field, were the class sizes usually compatible with effective learning?

#	Answer	Bar	Response	%
1	Yes		388	86%
2	No, they usually had too few students for effective learning		6	1%
3	No, they usually had too many students for effective learning		58	13%
	Total		452	




10. In terms of your MAJOR field at Nicholls, how SATISFIED are you with each of the following?

#	Question	Very Satisfied	Satisfied	Dissatisfied	Very Dissatisfied	Not Applicable	Total Responses	Mean
1	Clarity of the degree requirements in your major	45.8%	48.0%	3.8%	1.8%	0.7%	452	1.6
2	Academic advice you received from your departmental faculty adviser	52.2%	39.6%	5.1%	2.4%	0.7%	452	1.6
3	Willingness of your departmental faculty adviser to assist you	57.7%	36.7%	4.0%	0.7%	0.9%	452	1.5
4	Effort your departmental faculty adviser made in keeping appointments	57.1%	36.3%	4.0%	1.5%	1.1%	452	1.5
5	Degree to which your departmental faculty adviser kept up-to-date with curricula changes	52.7%	37.6%	6.4%	2.0%	1.3%	452	1.6
6	Overall effectiveness of your departmental faculty adviser	55.8%	37.6%	4.9%	1.1%	0.7%	452	1.5
7	Availability of opportunities outside of class for you to interact with instructors in your major field courses	48.9%	42.5%	6.4%	0.9%	1.3%	452	1.6
8	Effectiveness of the faculty in your major as teachers	56.2%	37.8%	4.2%	0.9%	0.9%	452	1.5
9	Helpfulness of faculty in your major	56.2%	39.4%	2.7%	1.1%	0.7%	452	1.5
10	Interest shown by departmental faculty in your intellectual development	50.9%	43.8%	3.8%	0.9%	0.7%	452	1.6
11	Friendliness and helpfulness of the office staff in your department	58.4%	36.1%	2.9%	1.3%	1.3%	452	1.5
12	Effectiveness of lower division courses in preparing you for upper division courses in your major	46.9%	43.6%	6.2%	1.8%	1.5%	452	1.7
13	Quality of instruction in upper division courses in your major	54.4%	38.9%	5.3%	0.7%	0.7%	452	1.5
14	Availability of formal opportunities for you to evaluate instruction in your major	48.2%	45.6%	4.6%	0.7%	0.9%	452	1.6
15	Availability of opportunities for you to have meaningful participation in research projects in your field	46.2%	43.4%	6.9%	1.5%	2.0%	452	1.7
16	Availability of professional activities or clubs in your field	46.7%	42.7%	6.0%	1.8%	2.9%	452	1.7

11. In terms of your MAJOR field at Nicholls, how SATISFIED are you with each of the following?

#	Question	Very Satisfied	Satisfied	Dissatisfied	Very Dissatisfied	Not Applicable	Total Responses	Mean
1	Availability of practicum, internship, or clinical experiences in your field	38.5%	39.2%	11.3%	4.0%	7.1%	452	2.0
2	Availability of the required courses in your major	42.9%	48.5%	6.9%	1.1%	0.7%	452	1.7
3	Adequacy of emphasis on behaviors/practices which are considered unprofessional and/or unethical in your field	45.1%	47.1%	4.6%	0.9%	2.2%	452	1.7
4	Availability of elective courses you wanted to take in your major	36.5%	50.7%	9.1%	2.9%	0.9%	452	1.8
5	Availability of opportunities for you to collaborate with other students on projects for classes in your major	42.5%	51.3%	3.8%	0.2%	2.2%	452	1.7
6	Availability of classroom facilities related to your major	49.8%	43.6%	3.8%	0.7%	2.2%	452	1.6
7	Adequacy of computer resources (PC and/or mainframe) for courses in your major	48.9%	42.5%	5.1%	1.8%	1.8%	452	1.7
8	Adequacy of library resources related to your major	42.0%	49.1%	4.2%	1.3%	3.3%	452	1.7
9	Adequacy of laboratory facilities related to your major	43.6%	40.9%	5.3%	1.3%	8.8%	452	1.9
10	Effectiveness of your major's curriculum in providing a logical sequence of learning experiences	46.9%	46.7%	4.9%	0.7%	0.9%	452	1.6
11	Help/encouragement you received from faculty in your department with regard to attending graduate or professional school	45.1%	40.5%	8.4%	1.1%	4.9%	452	1.8
12	Effectiveness of your major in preparing you to apply what you learned in your classes to decisions you will be making in the workplace	48.9%	42.9%	5.8%	1.3%	1.1%	452	1.6
13	The size of classes in your major	54.0%	42.7%	1.8%	0.2%	1.3%	452	1.5
14	Help/encouragement you received from faculty in your department with regard to finding employment in your field	47.8%	40.0%	5.8%	1.8%	4.6%	452	1.8
15	Overall quality of your major field	54.6%	40.9%	3.3%	0.4%	0.7%	452	1.5
16	Overall quality of your department	60.4%	35.4%	3.1%	0.7%	0.4%	452	1.5
17	Overall quality of your entire degree program	56.4%	38.3%	4.0%	0.9%	0.4%	452	1.5

12. Do you think the grades you received in your major courses usually were consistent with how much you learned in those courses?

#	Answer	Bar	Response	%
1	Yes		341	75%
2	No, I usually learned substantially more than my grades show		93	21%
3	No, I usually learned substantially less than my grades show		18	4%
	Total		452	